
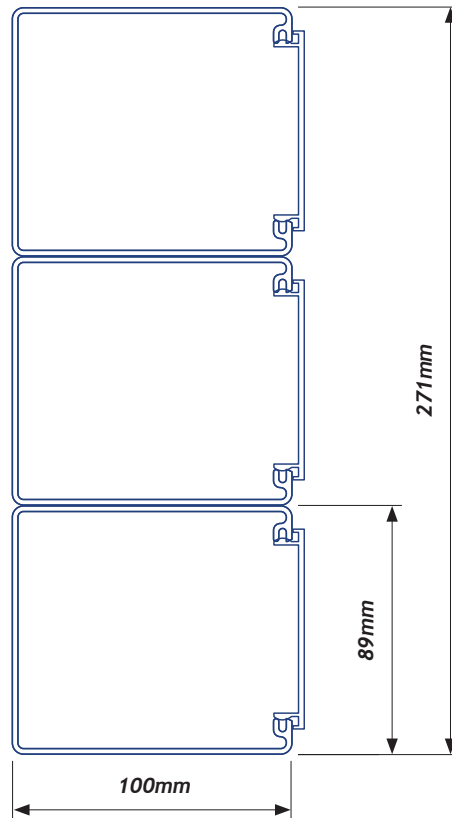


CAT 6A 271/3




PROFILE LENGTHS	PART No.
3.1 metre	CAT 6A 271.3136
6.2 metre	CAT 6A 271.3166
Includes covers	

ACCESSORIES*

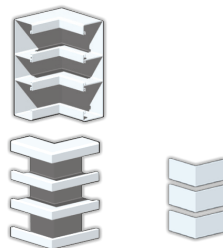
ENDCAPS	PART No.
90 Endcap	CAT 6A 271.3626
45 Endcap Left / Right	CAT 6A 271.3606



TEE JUNCTION	PART No.
Tee Junction	CAT 6A 271.3506




CORNERS	PART No.
Internal Corner	CAT 6A 271.3306
External Corner*	CAT 6A 271.3316
*Cover Included	



FIXING PLATES	PART No.
70mm Large Outlet PAIR	70.0040



FLAT BEND	PART No.
Flat Bend	CAT 6A 271.3406
Cover Included	



COLUMN SURROUNDS	PART No.
Surround 2 Corner	CAT 6A 271.3926
Surround 3 Corner	CAT 6A 271.3936
Surround 4 Corner	CAT 6A 271.3946

JOINER	PART No.
Joiner Specific PAIR	CAT 6 271.3106



*IMAGES ARE NOT TO SCALE / PROPORTION