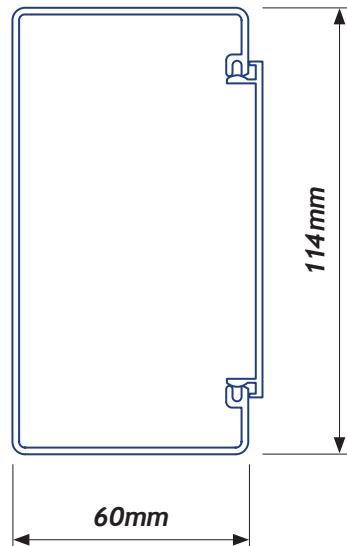


CAT 6 115/1



PROFILE LENGTHS	PART No.
3.0 metre	CAT 6 115.1136
6.0 metre	CAT 6 115.1166
Includes covers	

ACCESSORIES*

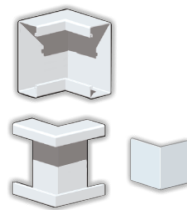
ENDCAPS	PART No.
90 Endcap	CAT 6 115.0626
45 Endcap-Left / Right	CAT 6 115.1606



TEE JUNCTION	PART No.
Tee Junction - data left	CAT 6 115.1506



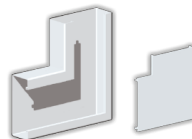
CORNERS	PART No.
Internal Corner	CAT 6 115.1306
External Corner*	CAT 6 115.1316
*Covers Included	



FIXING PLATES	PART No.
84mm Jumbo Outlet PAIR	84.0040



FLAT BEND	PART No.
Flat Bend	CAT 6 115.1406
Covers Included	



COLUMN SURROUNDS	PART No.
Surround 1 Corner	CAT 6 115.1926
Surround 3 Corner	CAT 6 115.1936
Surround 4 Corner	CAT 6 115.1946

JOINER	PART No.
Joiner PAIR	CAT 6 10.0106



FACEPLATE	PART No.
Conversion Unit	PDL 591CP



*IMAGES ARE NOT TO SCALE / PROPORTION

0800 828 914
15 Patiki Road, Avondale, Auckland, NZ

www.interserv.co.nz