

STANDARD  
SKIRTING TRUNKING PROFILE  
**C5/140/2**



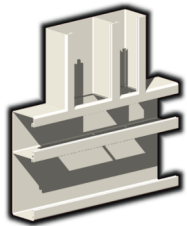
Internal  
Corners  
140.2300




External  
Corners  
140.2310



External Corner  
- Covers Only  
140.2320



Flat T Intersection  
Data left  
140.2500




Flat T Intersection  
Data right  
140.2510




Flat Bend  
Data External  
140.2410



Flat Bend  
Data Internal  
140.2400



Upper Channel  
Power Fixing Plates  
38.0040  
Lower Data 70.0040  
Supplied in pairs



Joining Pieces  
Rivet or screw fix  
Supplied in pairs  
10.0000

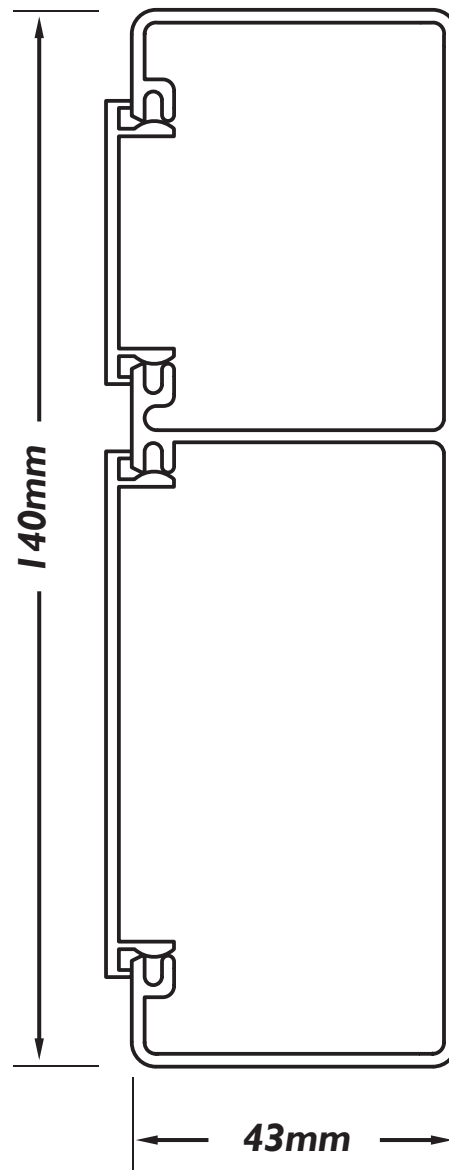



45 Degree End Caps  
Left Ending - 140.2600  
Right Ending - 140.2610



90 Degree End Cap  
Right and Left Ending.  
Rivet or screw fix to  
profiles. 140.0620

Profile Lengths includes Covers  
3m - 140.2130  
6m - 140.2160



Pillar Units (see Pillar Surrounds Page 81)  
Site dimensions required, Corner cover pieces  
included  
Two Sides - 140.2620  
Three Sides - 140.2630  
Four Sides - 140.2640. Fabricated in two parts  
includes joiners and provision for dropper feeds.